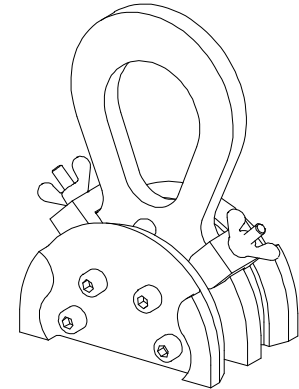
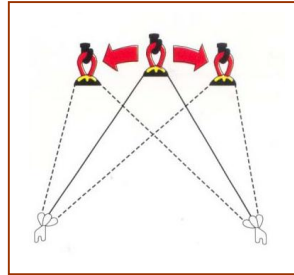


Applications

Lifting and finding of the centre of gravity of out of balance loads with a double rope sling.

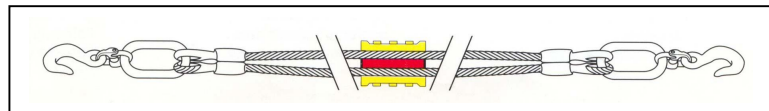


Description

These accessories automatically lock and unlock. Positioning/ movement of the load positioner along the wire rope is not automatic : end-user must adjust positioning by testing (lay down the load and move lifting device until the desired position be obtained). Sling not provided.

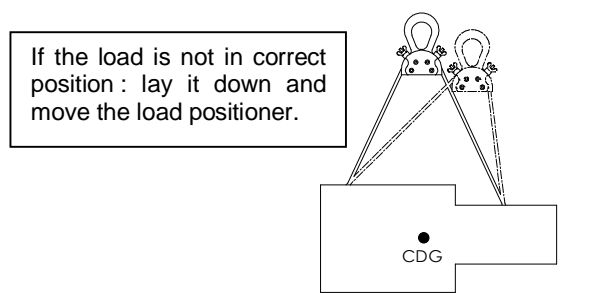
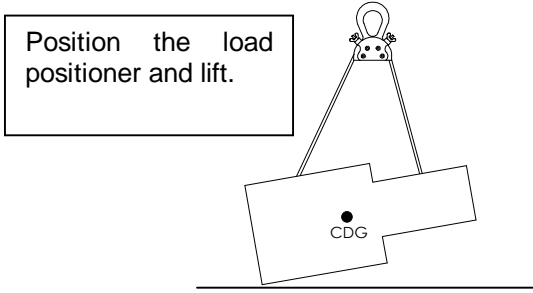
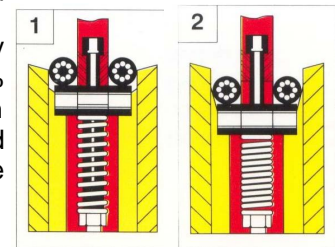
Functioning

Use with a double rope sling.

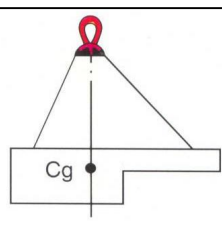


In free position (sketch N°1), with the sling slack, the double rope sling turns around the load positioner's pulley, which permits to move and position it above the presumed load's centre of gravity.

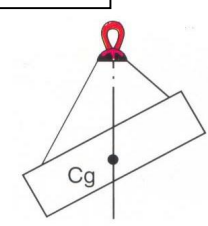
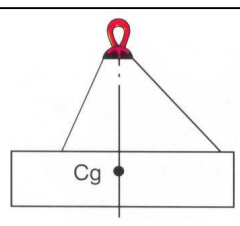
When lifting, the rope sling's strain locks the position automatically (sketch N°2). Should the load be unbalanced too much (more than 70 % effort on 1 leg and less than 30 % on the other), put down the load again to free the rope sling. Move the load positioner with the lifting device and resume the operation until the desired position be obtained. Then the handling of the load can be performed.



Resume the operation until the desired position be obtained.



Horizontal load



Load lifted with an angle



Lifting with 4 points : use 2 load positioners

Important instructions

- Make sure the rope sling fastening points on the load to be lifted are positioned so as to obtain a sling angle included between 30° and 60°.
- Use rope slings whose resistance and diameter are adapted to the load positioner.
- Always use a double rope sling.
- For any positioning requiring more than 2 fastening points, use several load positioners.
- The effort distribution must not exceed 70 % on 1 leg and 30 % on the other.
- Working temperature: -20° to +100°C.

General characteristics

- Manufactured without load bearing welds.
- Hot epoxy coating.
- Safety factor: 3 in accordance with the EN 13155.2003 norm.
- Product conforms to the French regulation, in particular the decree of 01/03/2004 relating to the check on lifting devices and the European Directive n°2006/42/CE.
- Product with EC marking and delivered with a declaration of conformity and instructions for use.

Dimensional characteristics

Ref.	Group code	WLL at 45° kg*	A	B	C	D	E	F	G	Cable Ø	Weight kg
TF1.5	50888	1 500	27	60	82	73	120	12	83	9	4
TF3	50898	3 000	38	120	181	99	198	16	92	13	8,5
TF5	50908	5 000	47	130	216	139	278	25	130	17	21,5
TF10	50918	10 000	60	180	237	180	362	25	146	24	37,5
TF20	50928	20 000	60	160	241	224	450	40	200	32	76,5

* calculation for a load effort distribution of 70 % on 1 leg and 30 % on the other

Dimensions en mm

